



SureSteel® Directional Range



CTA SureSteel® directional stainless steel indicators offer specifiers the same high quality and stunning appearance as the SureSteel® hazard range of surface indicators.

SureSteel® Directional ribs are designed to complement the SureSteel® range of hazard ground surface indicators. They are manufactured from the same high quality 316 marine grade stainless steel and formed from a single piece so the anchoring spigot will never detach. SureSteel® Directional ribs are available with a Hairline, Square Groove or CrossHatch finish and all feature CTA's patented, Drill&Lock® technology, allowing installation without adhesives on almost all substrates allowing the area to be opened to pedestrian traffic immediately. As with the entire SureSteel® range, CTA are proud to offer a 10 years manufacturers warranty on our SureSteel® Directional indicators.

KEY FEATURES

- Patented Drill&Lock® technology ensuring an easy, adhesive free install and allows the area to be walked on immediately
- One-piece design ensures strength and reliability - will not become displaced or broken over time
- Three styles of top face providing anti-slip surface to R12
- High quality 316 marine grade Stainless Steel
- SureSteel Select coloured directional tactiles also available
- 10 year manufacturers warranty

APPLICATIONS

High volume traffic areas such as external ramps, walkways and pedestrian thoroughfares. Suitable for internal and applications.

DIMENSIONS


Designed to Australian Standards, CTA SureSteel® directional indicators have a nominal length of 290mm, a width of 35mm and a height of 5mm.

PRODUCT DATA

Product Weight	215g (Average)
Packaging Size	350 x 300 x 250
Quantity in Package	50
AS1428 Compliant	Yes
AS4586 - Oil-Wet Ramp	29.2° / R12
NCC Compliant	Yes
Materials	Stainless Steel
UV Stable	Yes
Warranty	10 Years
Life Expectancy	25+ years
Indoor Use	Yes
Outdoor Use	Yes

INSTALLATION


SureSteel® tactile indicators are installed into holes in the substrate pre-drilled with a suitable masonry or wet core drill bit. Traditionally the insertion method also required an adhesive however CTA has developed, and patented, Drill&Lock® technology. This innovative approach eliminates the need for messy adhesives and makes do-it-yourself installation a viable option, reducing both cost and annoying delays. Drill&Lock® also allows the area to be opened to pedestrian traffic immediately after installation.



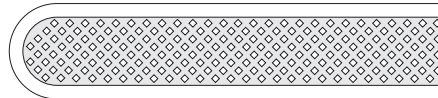
AU/NZ TOP STYLE	SIDE FACE	FIXING SYSTEM	SLIP RATING	PRODUCT CODE
• Cross Hatch	Smooth	6x13mm Spigot	R12	RCHS002
• Cross Hatch	Smooth	Drill&Lock® 20mm	R12	RCHS006
• Cross Hatch	Step	Drill&Lock® 20mm	R12	RCHST006
• Hairline Rib	Smooth	6x13mm Spigot	R11	RHLS002
• Hairline Rib	Smooth	Drill&Lock® 20mm	R11	RHLS006
• Hairline Rib	Step	Drill&Lock® 20mm	R11	RHLST006
• Square Channel	Smooth	Drill&Lock® 20mm	R11	RSCS006

TOP FACE OPTIONS


HAIRLINE RIB
Stainless Steel with multiple fine groves



CROSSHATCH
Stainless Steel with diamond shaped nodules




SQUARE CHANNEL
Stainless Steel with square channels



SELECT

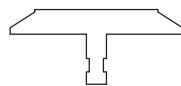
Poly In-fill Crosshatch top
(See SureSteel® Select sheet)



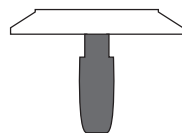
SIDE FACE OPTIONS



INSTALLATION/FIXING OPTIONS



6x13mm Spigot
(Epoxy Adhesive)



Patented Drill&Lock®
(Mechanical Retention)

COMPLIANCE

All CTA products conform with the requirements of the Australian standards and are tested by NATA certified labs.

Please consult with CTA for relevant test reports:

- AS1428:2009 Design for access and mobility
- AS4586:2013 Slip resistance classifications for new pedestrian surface materials
- NCC - National Construction Codes

LUMINANCE CONTRAST

Please view the CTA Luminance Brochure for details or contact your CTA representative to discuss or request an onsite luminosity test.

WARRANTY

CTA provides a comprehensive warranty, in accordance with our published warranty statement which can be viewed on cobbletac.com.

CTA COMPLETE CARE MAINTENANCE

Asset owners have a Duty of Care responsibility to maintain access product within design performance parameters. CTA offers a fully integrated maintenance program which includes regular scheduled maintenance and replacement of worn components where necessary. Please contact your CTA representative for information on our "Complete Care Program."

CTA INSTALLERS

CTA's accredited installers are available to do the installation work for you – with short turnaround times and guaranteed workmanship. Our installation team is the largest and most experienced in the nation, so you can rest assured you are in safe hands.

MORE INFORMATION

Product Installation, list of Approved Products and Material Safety Data Sheets are available on request.

CALL CTA ON 1300 282 282
TO ARRANGE A MEETING WITH A SALES CONSULTANT

VICTORIA 1300 282 282 NEW SOUTH WALES 1300 282 679 QUEENSLAND 1300 282 753 WA 1300 282 282



WWW.CTAGROUP.COM.AU